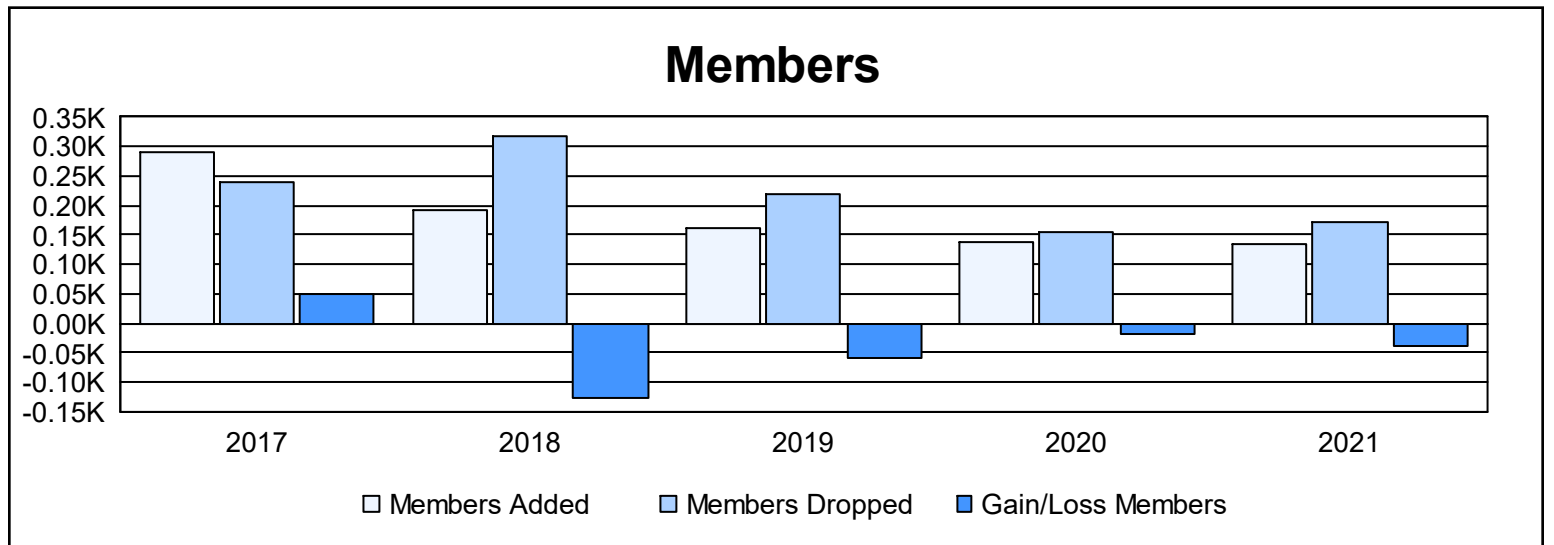
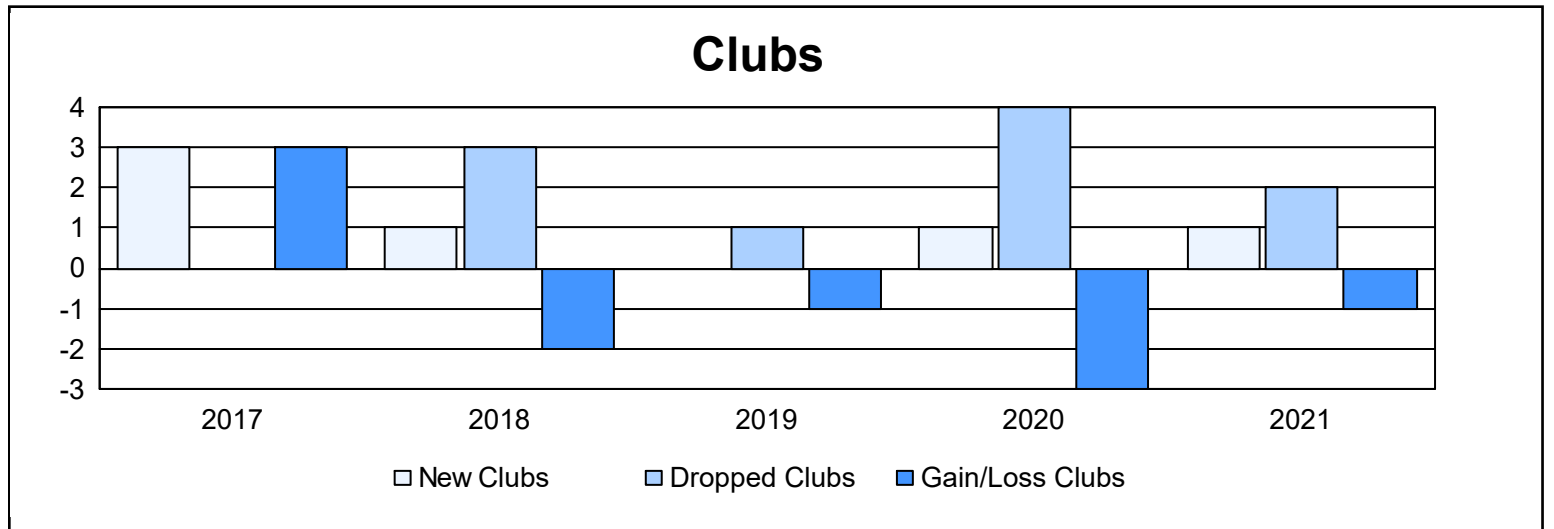
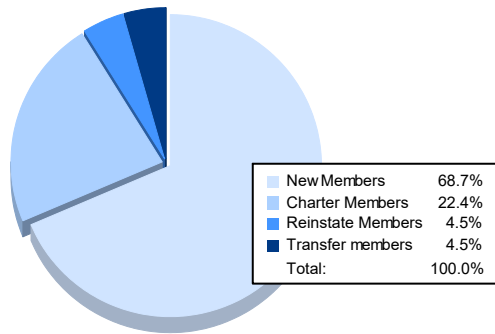


Year	New Clubs	Dropped Clubs	Gain/ Loss Clubs	New Members	Charter Members	Reinstate Members	Transfer Members	Total Member Added	Total Members Dropped	Gain/ Loss Members
2016-2017	3	0	3	189	77	8	16	290	241	49
2017-2018	1	3	-2	138	25	9	20	192	319	-127
2018-2019	0	1	-1	110	17	23	10	160	220	-60
2019-2020	1	4	-3	91	27	7	13	138	155	-17
2020-2021	1	2	-1	92	30	6	6	134	171	-37
<b>Average</b>	<b>1</b>	<b>2</b>	<b>-1</b>	<b>124</b>	<b>35</b>	<b>11</b>	<b>13</b>	<b>183</b>	<b>221</b>	<b>-38</b>



### Membership Composition June 2021 Cumulative



### Gender Composition June 2021 Cumulative

